

Automatic scroll: default 10 seconds

Total active energy



Active power



KLEFR 6922, 6923 & 6924

KLEFR 6923 & 6924

KLEFR 6924

Button scroll: press the buttons for less than 3 seconds to scroll. After 30 seconds of no interaction the meter goes back to automatic scroll mode.

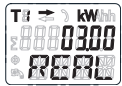
Total active energy



Total reactive energy



Active power



Resettable kWh



Program mode 1 (Read only)



Program mode 2 (Write)



Program mode 3 (Write: password protected)



Hold the right button for 3 seconds to enter the next menu. Hold the left button for 3 seconds to go back.

Display Shows: >> or <<

Hold the right button for 3 seconds and enter 4 digit password to enter program mode.

Total active energy



Total forward active energy



Total reverse active energy




T1 forward active energy



T1 reverse active energy



T2 forward active energy



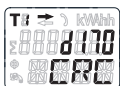
T2 reverse active energy



Checksum



Meter serial number



Total reactive energy



Total forward reactive energy



Total reverse reactive energy



T1 forward reactive energy



T1 reverse reactive energy



T2 forward reactive energy



T2 reverse reactive energy



Voltage



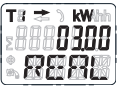
Current



Frequency



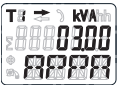
Active power



Reactive power



Apparent power



Power factor



Resettable kWh



Hold the right button for 5 seconds to reset.

LCD cycle time



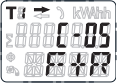
Backlight



S0 output



Calculation code



Modbus/M-bus ID



Baud rate



Resettable kWh



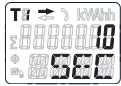
Parity



Power down counter



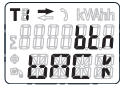
LCD cycle time



Scroll with the buttons to select 1-30.

Hold both buttons for 3 seconds to confirm.

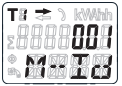
Backlight



Scroll with the buttons to select on/off/button.

Hold both buttons for 3 seconds to confirm.

Modbus/M-bus ID



Scroll with the buttons to select 3 digits.

Confirm each digit by holding both buttons for 3 seconds.

S0 output



Scroll with the buttons to select 10,000/2,000/1,000/100/10/1/0,1/0,01.

Hold both buttons for 3 seconds to confirm.

Calculation code



Scroll with the buttons to select 01(F)/04(R)/05(F+R)/06(R-F)/09(F-R)/10(F-R).

Hold both buttons for 3 seconds to confirm.

Baud rate



Scroll with the buttons to select 300/600/1200/4800/9600.

Hold both buttons for 3 seconds to confirm.

Parity



Scroll with the buttons to select even/none/odd.

Hold both buttons for 3 seconds to confirm.

Power down counter



Hold both buttons for 3 seconds to reset.

Password



Select the new 4 digit password by choosing each digit (0-9).

Confirm each digit by holding both buttons for 3 seconds

OBIS codes



Select ON or OFF.

Hold both buttons for 3 seconds to confirm.

Hold the right button for ≥5 seconds to add or remove from the automatic scroll.

Display Shows: OK IN or OK OUT

Hold the right button for ≥5 seconds to enter program mode.